


-
- Curriculum Map
 - Year 1 / 2
 - Term 5

English Flood

As writers we will:

- Read and respond to the book 'Journey' by Aaron Becker.
- We will create an advert to describe and convince the reader of all the wonderful things that a red crayon can create.
- We will plan and write a narrative of a visit to an imaginary land.



A lonely girl draws a magic door on her bedroom wall and through it escapes into a world where wonder, adventure, and danger abound. Red marker in hand, she creates a boat, a balloon, and a flying carpet that carry her on a spectacular journey toward an uncertain destiny.

English Vocabulary:

- Capital letters
 - Full stops
 - Commas
- Question marks
- Exclamation marks
 - Verbs
- Time conjunctions
 - Adverbs
 - Narrative
 - Adjectives
 - Sequence
 - Beginning
 - Middle
 - End

Phonics

Phonics is an approach to teaching literacy for children aged 4 to 9 that creates fluent readers, confident speakers and willing writers.

It is a way of teaching children to read and write words by hearing, identifying and using different sounds.

At the Grange we teach phonics daily by grouping the children into small ability groups.

We practise our sounds, read our green and red words and we partner read a story.



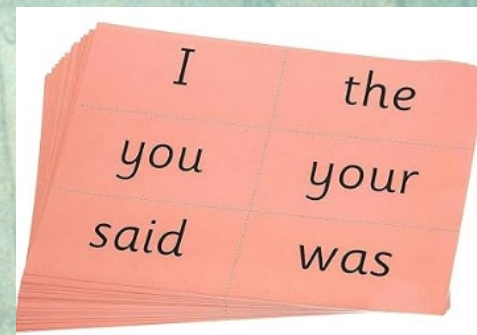
Speed Sounds Set 2

| | | | | |
|--------------------------|-----------------------------|-------------------------|----------------------------|---------------------------|
| ay may I play? | ee what can you see? | igh fly high | ow blow the snow | oo poo at the zoo |
| oo look at a book | ar start the car | or shut the door | air that's not fair | ir whirl and twirl |
| ou shout it out | oy toy for a boy | | | |

Speed Sounds Set 3

| | | | | |
|---------------------------|------------------------------|---------------------------|-------------------------------|-----------------------------|
| ea cup of tea | oi spoil the boy | | | |
| ā-e make a cake | i-e nice smile | o-e phone home | u-e huge brute | aw yawn at dawn |
| are care and share | ur nurse with a purse | er a better letter | ow brown cow | ai snail in the rain |
| oa goat in a boat | ew chew the stew | ire fire, fire! | ear hear with your ear | ure sure it's pure |

| | | | | | | | |
|--|---|--|--|--|---|--|---|
| a Bounce: a-a-a-apple Handwrite: Round the apple, down the leaf! | b Bounce: b-b-b-boat Handwrite: Down the boat to the left, round the bar. | c Bounce: c-c-c-caterpillar Handwrite: Curl around the caterpillar. | d Bounce: d-d-d-dresser Handwrite: Round his bottom, up his tall neck, down to his feet. | e Bounce: e-e-e-egg Handwrite: Lift off the top and sweep out the egg. | f Stretch: f-f-f-finger Handwrite: Down the stem and draw the leaves. | g Bounce: g-g-g-girl Handwrite: Round her face, down her hair and give her a curl. | h Bounce: h-h-h-horse Handwrite: Down the head to the hooves and over his back. |
| i Bounce: i-i-i-ice-cream Handwrite: Down the body, dot for the head. | j Bounce: j-j-j-j-j-j-j-j-j-j Handwrite: Down his body, curl and dot. | k Bounce: k-k-k-k-kangaroo Handwrite: Down the kangaroo's body, tail and leg. | l Stretch: l-l-l-l-leg Handwrite: Down the long leg. | m Stretch: m-m-m-mountain Handwrite: Make, mountain, mountain. | n Stretch: n-n-n-n-nose Handwrite: Down Nobby, over his hat. | o Bounce: o-o-o-orange Handwrite: All around the orange. | p Bounce: p-p-p-plate Handwrite: Down the plate and over the person's face. |
| q Bounce: q-q-q-queen Handwrite: Round her head, up past her earrings and down her hair. | r Stretch: r-r-r-r-rabbit Handwrite: Down his back, then curl over his arm. | s Stretch: s-s-s-s-snake Handwrite: Slither down the snake. | t Bounce: t-t-t-t-t-tower Handwrite: Down the tower, across the tower. | u Bounce: u-u-u-umbrella Handwrite: Down and under, up to the top and draw the puddle. | v Stretch: v-v-v-v-v-v-v-v-v-v Handwrite: Down a wing, up a wing. | w Bounce: w-w-w-worm Handwrite: Down, up, down, up. | x Bounce: x-x-x-x-x Handwrite: Down the arm and leg and repeat the other side. |
| y Bounce: y-y-y-y-y Handwrite: Down a horn up a horn and under his head. | z Stretch: z-z-z-z-z Handwrite: Zig-zag-zig. | th Stretch: th-th-th A thag on a string thag, thag, thag, thag, thag, thag, thag. | sh Stretch: sh-sh-sh The princess in the tower is rescued by the horse. Sh-hag-sh-hag-sh-hag. | ch Bounce: ch-ch-ch-ch The horse passes when the caterpillar's feet get up his nose. | | | |



Maths- Year 1

As Mathematicians, we will be covering:

Place Value (Within 50):

- Count to 50 forwards and backwards, beginning with 0 or 1, or from any number.
- Count, read and write numbers to 50 in numerals.
- Given a number, identify one more or one less.
- Identify and represent numbers using objects and pictorial representations including the number line, and use the language of: equal to, more than, less than (fewer), most, least.
- Count in multiples of twos, fives and tens.

Measurement- Length and Height

- Measurement: Length and Height Measure and begin to record lengths and heights.
- Compare, describe and solve practical problems for: lengths and heights (for example, long/short, longer/shorter, tall/short, double/half).

Maths Vocabulary

Numbers 0-50, forwards, backwards, ones, tens, digit, the same number as, as many as, more, larger, bigger, greater, fewer, smaller, less, fewest, smallest, least most, biggest, largest, greatest, one more, ten more, groups

length, height, width, depth, long, short, tall, high, low, wide, narrow, thick, thin, longer, shorter, taller, higher ... and so on, longest, shortest, tallest, highest, far, near, close, ruler, metre stick, centimetre, metre.



Maths- Year 2

As Mathematicians, we will be covering:

Measurement- Mass, capacity and temperature.

- Choose and use appropriate standard units to estimate and measure length/height in any direction (m/cm); mass (kg/g); temperature ($^{\circ}$ C); capacity (litres/ml) to the nearest appropriate unit, using rulers, scales, thermometers and measuring vessels.
- Compare and order lengths, mass, volume/capacity and record the results using $>$, $<$ and $=$.


Fractions:

- Recognise, find, name and write fractions $\frac{1}{3}$, $\frac{1}{4}$, $\frac{2}{4}$ and $\frac{3}{4}$ of a length, shape, set of objects or quantity.
Write simple fractions for example, $\frac{1}{2}$ of $6 = 3$ and recognise the equivalence of $\frac{2}{4}$ and $\frac{1}{2}$.

Maths Vocabulary

measure, measurement size, compare, measuring scale, containers, jugs, scales, weight, mass, gram, kilogram, heavy, light, heavier, lighter, heaviest, lightest, balanced, capacity, volume, litre, millilitre, full, half full, quarter full, empty, holds, contains, temperature, degree, Celsius, thermometer, hotter, colder, estimate, guess, more than, less than, too much, too little, just over, just under, the same as, approximately, roughly.

Fraction, equivalent fraction, numerator, denominator, equal part, mixed number, equal grouping, equal sharing, parts of a whole, half, two halves, one of two equal parts, split



Science

Growing Plants

As Scientists, we will:

- Understand that different seeds grow into different plants.
- Understand that some plants grow from bulbs.
- Begin to understand how and why seeds disperse.
- Investigate the conditions that affect germination,.
- Observe and describe how a plant changes as it matures.



Scientific Vocabulary

Seed
Plant
Germination
Germinate
Seed dispersal
Bulb
Roots
Stem
Flower
Growth
Water
Sunlight
Food
Energy

Geography/ History

Environments and Explorers.

We will:

- Find out where the UK, Equator and poles are on a world map.
- Compare land features of the UK and Ecuador.
- Identify physical and human features in areal photographs.
- We will create a map with a key.
- Explore the lives of significant individuals in the past.



Vocabulary

UK

Country

Continent

World

Earth

Equator

North pole

South pole

Human

Physical


Explorer

RE

Christian rights of passage

We will:

- Understand what a right of passage is.
- Learn what happens at a baptism.
- Learn about holy communion.
- Explore a Christian marriage ceremony.



Religious Vocabulary

Christian
Baptism
Ceremony
Marriage
Holy Communion
God
Vicar
Church

Art

Drawing and Painting

We will:

- Create a drawing of a magical landscape.
- Experiment with watercolour techniques.
- Create a magical scene using collage.
- Create a magical creature using modelling clay.



Art Vocabulary

Artwork

Technique

Watercolour

Paint

Colour

Mixing

Texture

Print

Collage

Blend

Scene

Music

The Rockpool Rock

As Musicians we will:

- Use voices expressively and creatively by singing songs and speaking chants and rhymes.
- Play tuned and untuned instruments musically.
- Listen with concentration and understanding to a range of high-quality live and recorded music.
- Mark the beat of a listening piece by tapping or clapping, and recognising tempo, as well as changes in tempo.



Music Vocabulary

Tempo, Timbre, beat, pulse, structure.



Computing

Presenting Ideas

- Explore how stories can be presented in different ways.
- Make a quiz about a story.
- Make a fact file on a non-fiction top.
- Make a presentation to the class.

Computing Vocabulary

Presenting

Quiz

Fact file

Upload

PE

Indoor – Ball Games
Outdoor – Kwik
Cricket

PE Vocabulary

Space

Move

Pass

Throw

Game

Score

Team



Personal Development

Growing and changing

We will Learn to:

- Demonstrate ways to give positive feedback to others.
- Recognise feelings associated with someone moving away.
- Identify different stages of growth (baby, child, teenager, adult)
- Respect privacy.

Additional Information

P.E Days

Cropredy – Monday/
Wednesday

Hanwell – Monday/
Wednesday

Wroxton – Monday/
Wednesday

Your child's P.E kit needs to be in school on a Monday and will be sent home every Friday.



Reading

It is expected that children read regularly at home in order to continue making progress and to consolidate phonics sounds as well as building on comprehension skills. Please record your child's reading in the reading journal and the expectation is that reading journals are in school every day. Reading journals will be kept in school each Monday to allow us to give feedback.



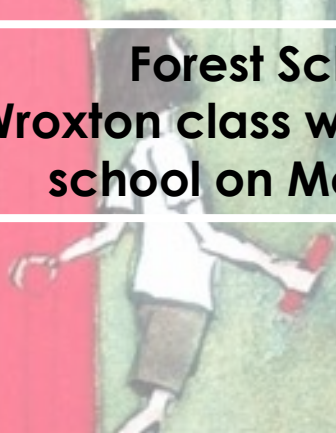
Home Learning

Home learning tasks are sent out weekly via Parent Hub on Fridays. Please complete work set, in homework books to be returned by the following Wednesday.

Please can all children have wetsuits/waterproofs and wellies in school for each term.

Forest School

This term Wroxton class will take part in Forest school on Mondays.



Summer Term

Please can you provide your child with a named summer hat and suncream.



Useful Links



<https://www.youtube.com/user/ArtforKidsHub>

<https://www.bbc.co.uk/bitesize/subjects/zkqmhyc/year/z7s22sg>

[BBC iPlayer - Go Jetters](#)

[Story Time - Stories for kids - CBeebies – BBC](#)

[Phonics Play – Resources](#)

[KS1 English - England - BBC Bitesize](#)

[Primary School | The Grange CP School | England](#)

[KS1 Science - BBC Teach](#)

[Purple Mash by 2Simple](#)

[School login – MyMaths](#)

[Times Tables Rock Stars – Times Tables Rock Stars \(trockstars.com\)](http://trockstars.com)

[Super Movers - BBC Teach](#)

[Games for kids and early years activities - CBeebies - BBC](#)