

**internet
matters.org**

Parental controls guide

TikTok privacy and safety settings

Parental Controls information

Type of guide

Social media privacy guides

Features and Benefits

TikTok features a number of privacy and safety settings to restrict who can contact and comment on your child's posts and profile. It also features a Digital Wellbeing feature to restrict inappropriate content and help them manage how long they spend on the app.

What specific content can I restrict?



Chatting



Innapropriate content



Location sharing



Privacy

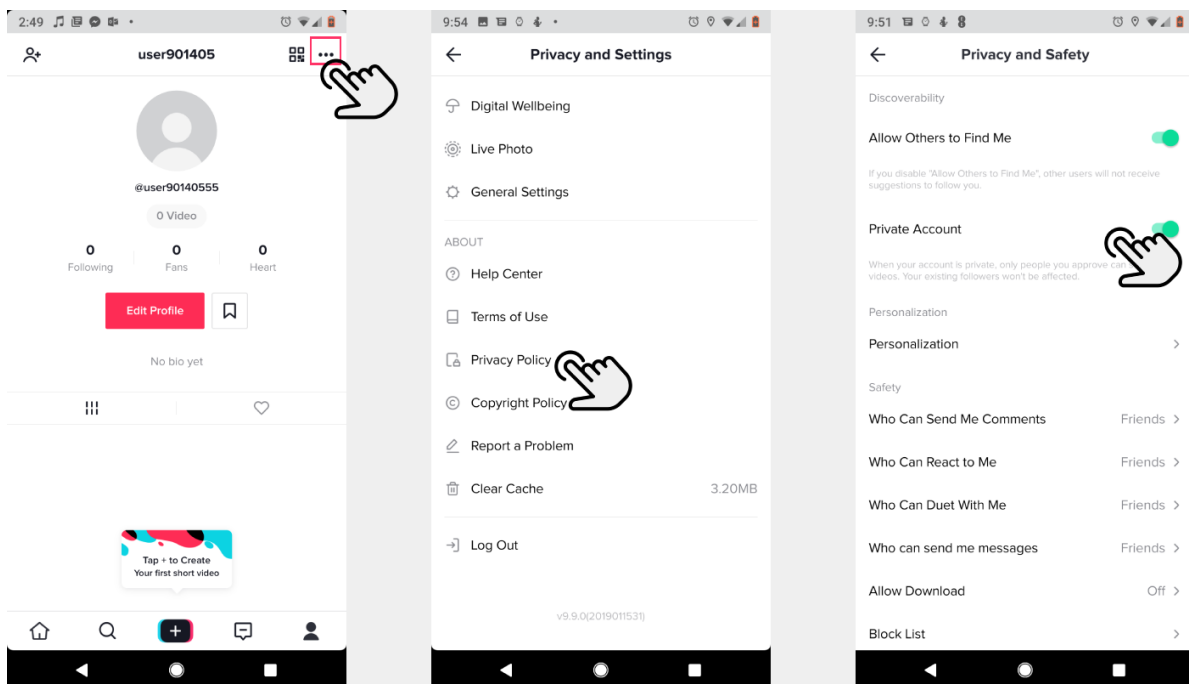
What do I need?

A TikTok account

TikTok privacy and safety settings



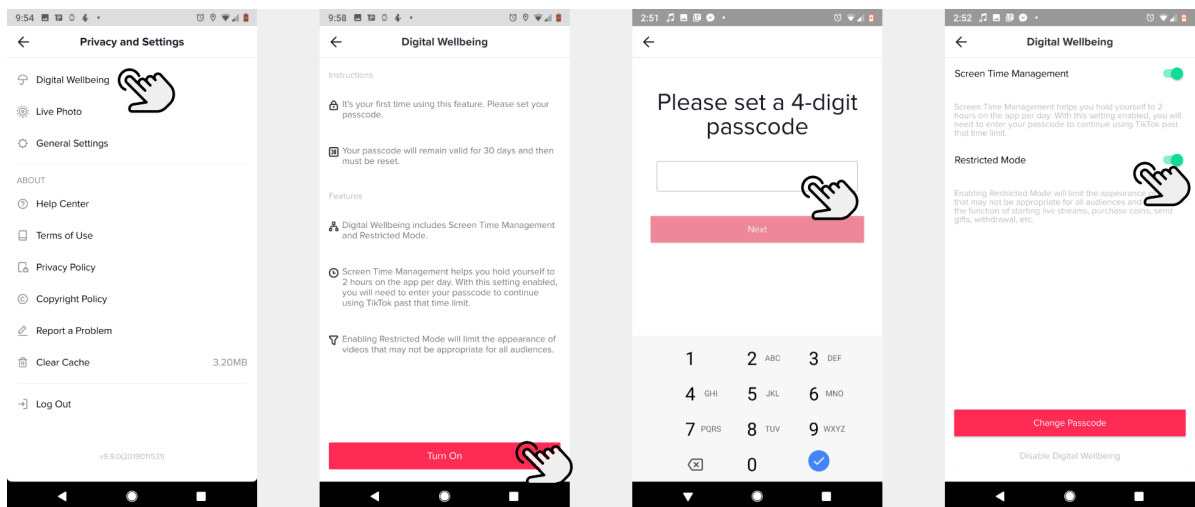
How to make TikTok account to private Please note that even with a private account your child's profile photo, username, and bio will be visible to all TikTok users. It is best to ensure no sensitive or personal information is included here. Step 1- Go to your profile page Step 2- Tap three dots on the top right corner and select "Privacy and Settings" Step 3 - Select "Privacy and Safety" option and toggle "Private Account" on/off



TikTok privacy and safety settings



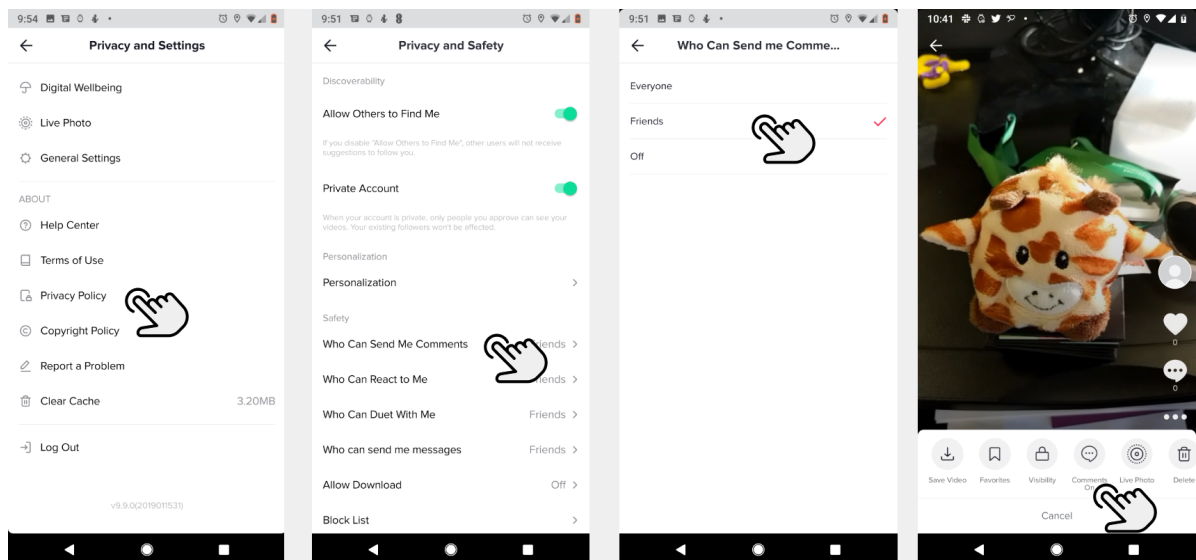
How to enable Digital Wellbeing setting on TikTok This enables your child to manage how much time they spend on the app and block inappropriate content that they may be exposed to. To manage screen time and set Restricted mode Step 1 - Select “Digital Wellbeing” under the app settings Step 2 - Tap “Turn On” Step 3 - Set a passcode Step 4 - Toggle “Screen Time Management” and Restricted Mode’ to turn these on.



TikTok privacy and safety settings



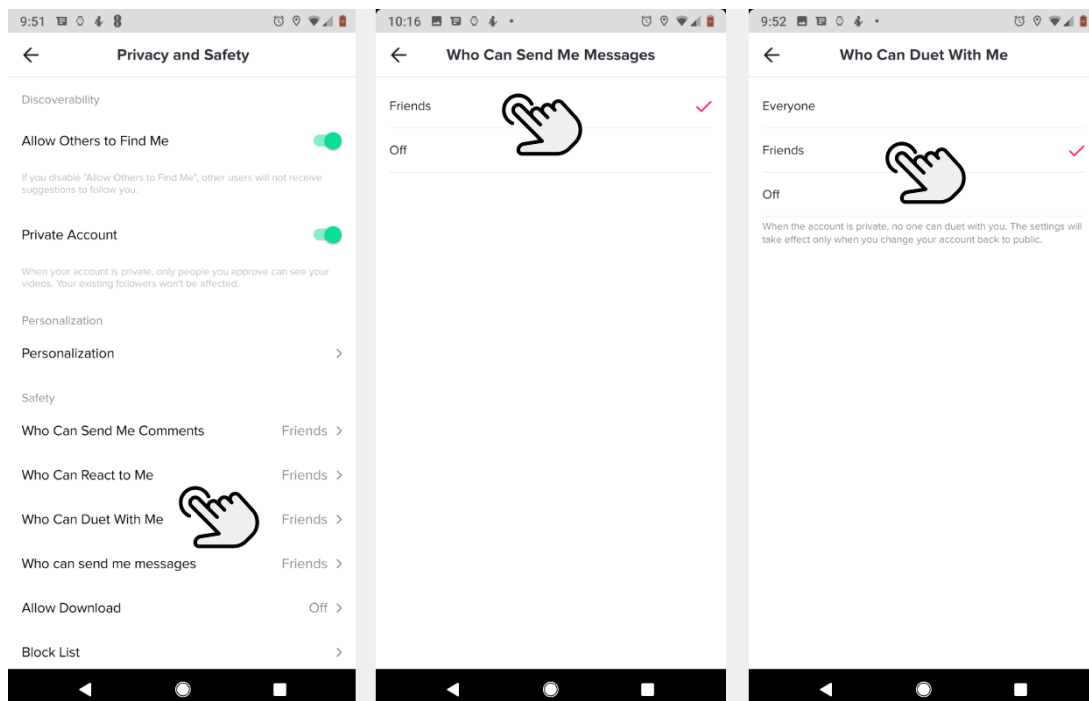
How to control comments on TikTok posts Step 1 – Go to Privacy and Safety settings option under the app settings Step 2 – Tap ‘Who Can Send Me comments’ Step 3 – Choose ‘Friends or Off’ to limit comments to people your child knows on the app. Step 4 – You can also turn off comments on individual videos by going to the menu button on the video and selecting ‘Comments off’



TikTok privacy and safety settings



Managing Duet control In Privacy and Safety settings menu tap 'Who Can Duet With Me' and then Choose from the options 'Everyone', 'Friends' or 'Off'. Setting privacy on Direct Messages In Privacy and Safety settings menu tap 'Who Can Send Messages to Me' and then Choose from the options 'Everyone', 'Friends' or 'Off'.



TikTok privacy and safety settings

Step by step guide

5

How to report or block on TikTok To block or report a user on TikTok, go to their profile and tap the three dots at the top of the screen. From the options select block or report. In the next screen select why you are reporting them. To report a comment, tap the comment and from the options that appear tap report and follow the instructions. To report a video, go to the video and tap the 'share' icon. On the next screen tap report and follow the instructions.

TikTok privacy and safety settings

